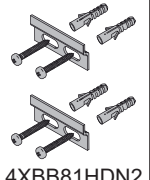

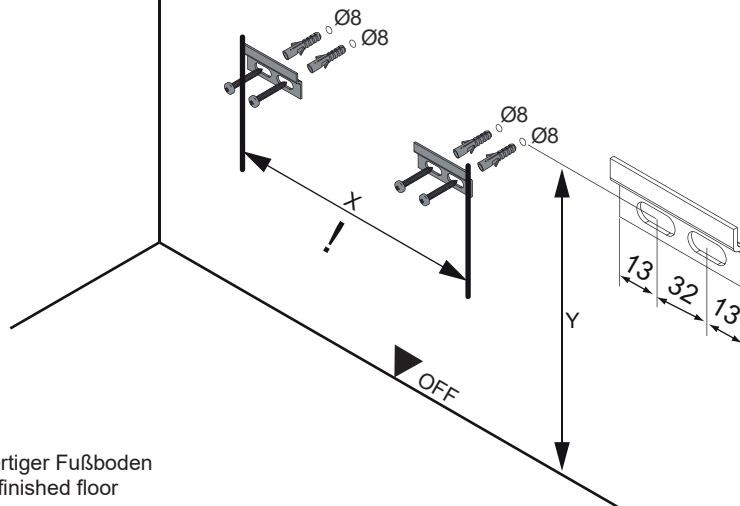


**!** Alle Maße sind in Millimetern angegeben, unverbindlich, vor Ort zu prüfen und stellen nur eine Empfehlung dar. Änderungen vorbehalten.  
 All dimensions are given in millimeters, without obligation, to be checked on site and represent only a recommendation. Subject to change.

**1**

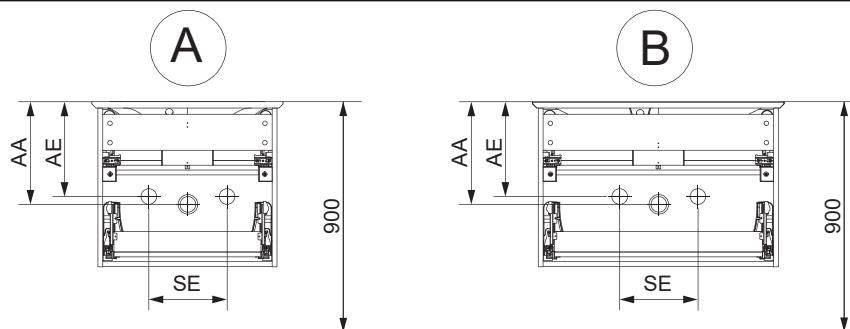


4XBB81HDN2

1 x

Schrank cabinet	Y in mm	X in mm
<b>A</b>	705	558
<b>B</b>	705	760

OFF = Oberkante fertiger Fußboden  
 Top edge of finished floor



Ansicht von hinten  
 View from the back

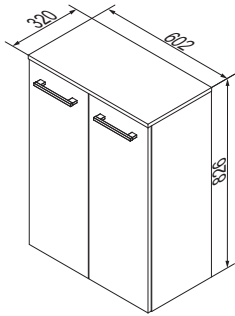
Waschbecken wash basin	AA	AE	SE	Siphon
<b>A</b> 	230 - 320	230 - 320	150 - 330	Bei Standard-Siphon With standard siphon 
	230 - 290	230 - 290	150 - 330	Bei Raumspar-Siphon With Space-saving siphon 
<b>B</b> 	230 - 320	230 - 320	150 - 330	Bei Standard-Siphon With standard siphon 
	230 - 290	230 - 290	150 - 330	Bei Raumspar-Siphon With Space-saving siphon 

AE = Abstand Eckventile  
 Distance corner valves

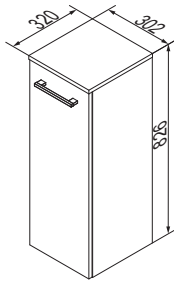
AA = Abstand Ablauf  
 Distance drain

SE = Seitlicher Abstand Eckventile  
 Lateral distance corner valves

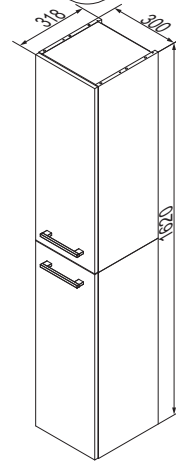
A



B

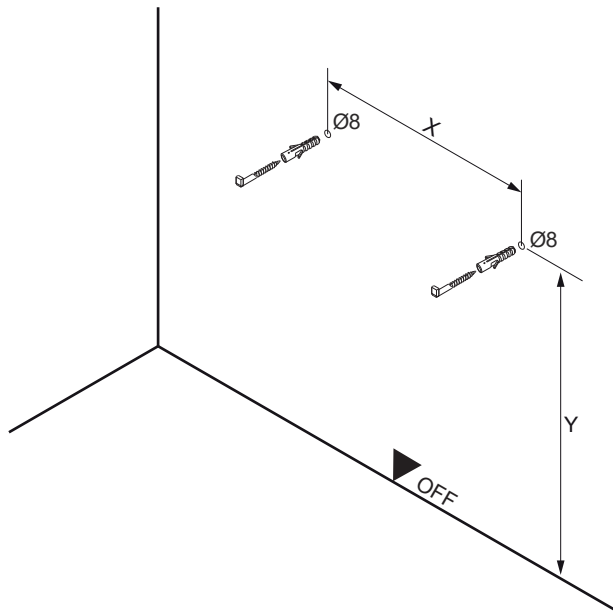


C



Alle Maße sind in Millimetern angegeben, unverbindlich, vor Ort zu prüfen und stellen nur eine Empfehlung dar. Änderungen vorbehalten.  
 All dimensions are given in millimeters, without obligation, to be checked on site and represent only a recommendation. Subject to change.

1

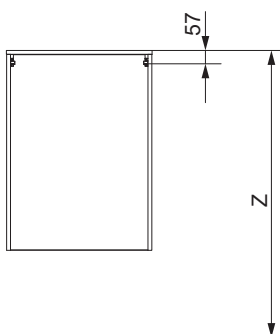


4XBB81HDN0  
1 x

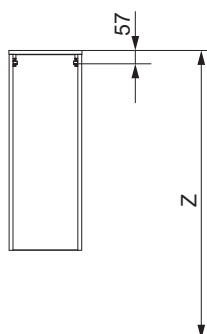
Schrank cabinet	Y in mm	X in mm
A	Z - 57	550
B	Z - 57	250
C	Z - 41	250

OFF = Oberkante fertiger Fußboden  
 Top edge of finished floor

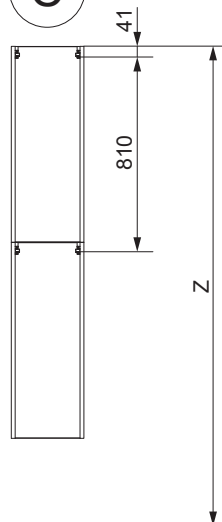
A



B

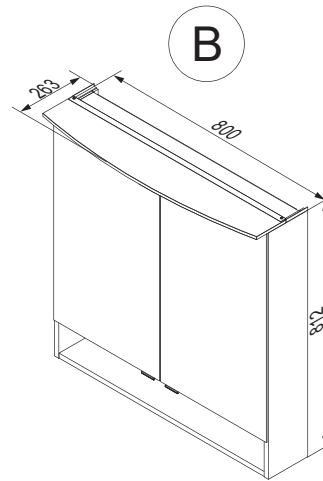
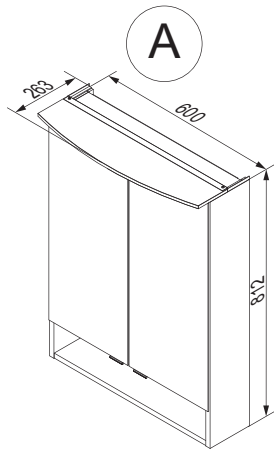


C




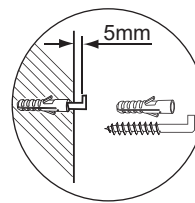
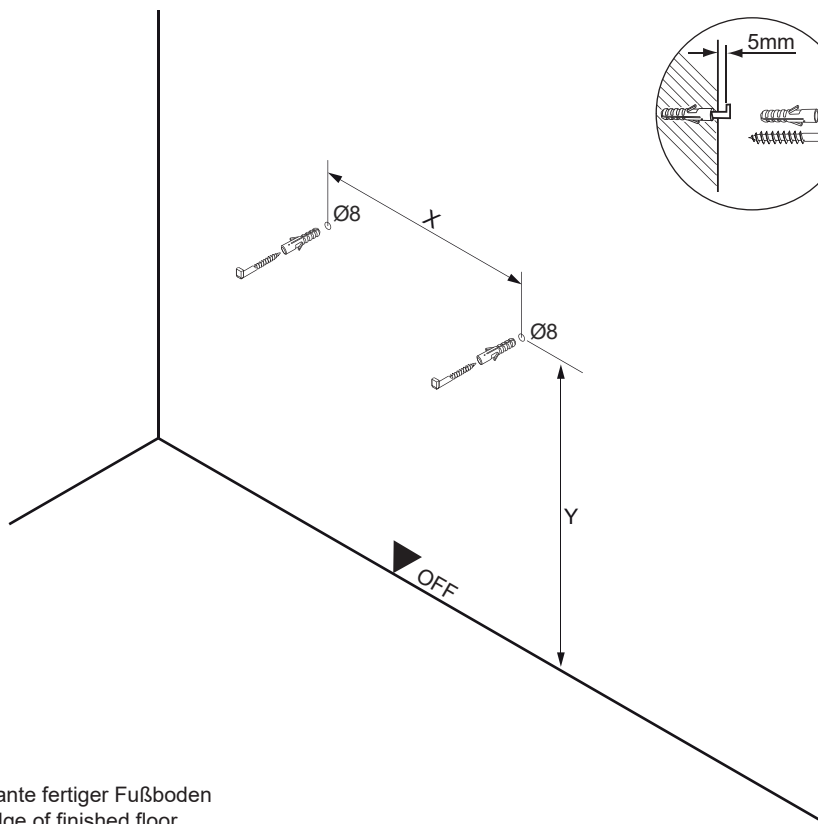
Ansicht von hinten  
 View from the back





**!** Alle Maße sind in Millimetern angegeben, unverbindlich, vor Ort zu prüfen und stellen nur eine Empfehlung dar. Änderungen vorbehalten.  
 All dimensions are given in millimeters, without obligation, to be checked on site and represent only a recommendation. Subject to change.

**1**

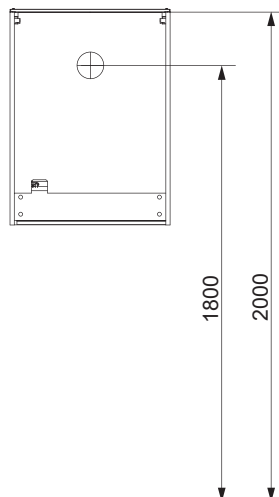


4XBB81HDN0  
1 x

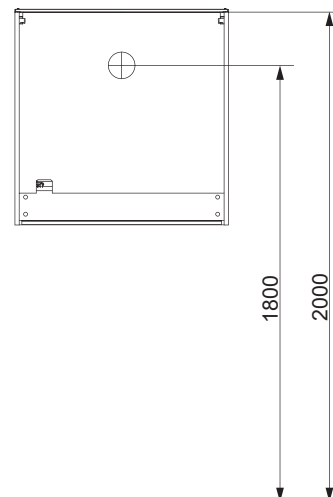
Schrank cabinet	Y in mm	X in mm
<b>A</b>	1959	550
<b>B</b>	1959	750

OFF = Oberkante fertiger Fußboden  
 Top edge of finished floor

**A**

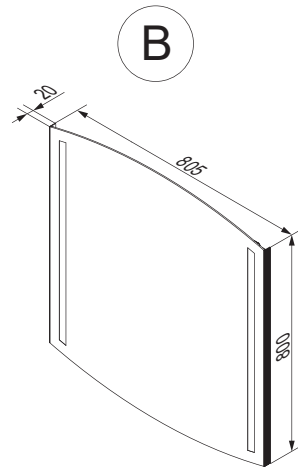
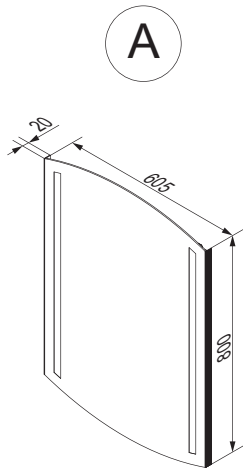


**B**




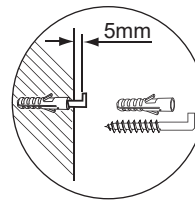
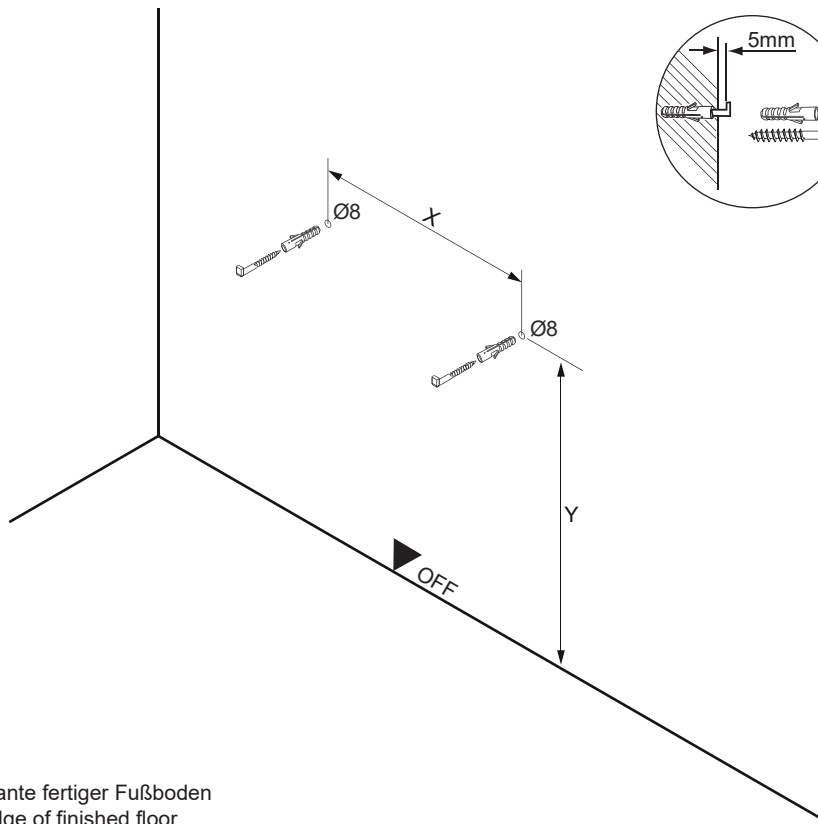
Ansicht von hinten  
 View from the back

▼ OFF



**!** Alle Maße sind in Millimetern angegeben, unverbindlich, vor Ort zu prüfen und stellen nur eine Empfehlung dar. Änderungen vorbehalten.  
 All dimensions are given in millimeters, without obligation, to be checked on site and represent only a recommendation. Subject to change.

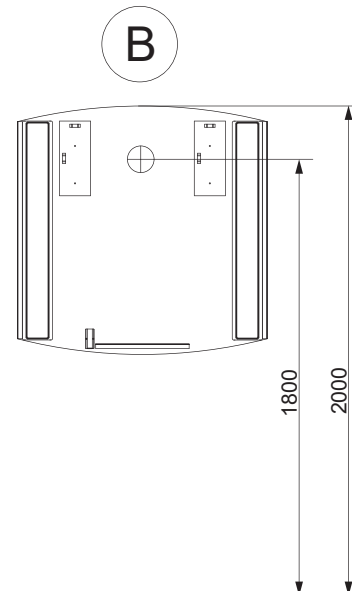
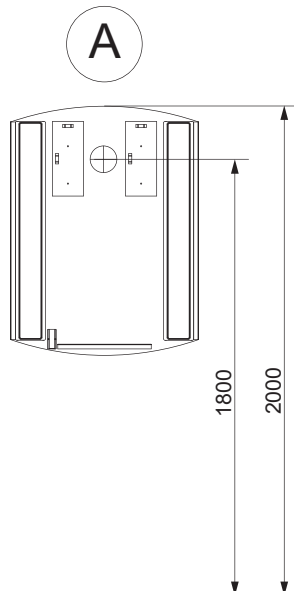
**1**



4XBB81HDN0  
1 x

Schrank cabinet	Y in mm	X in mm
<b>A</b>	1929	235
<b>B</b>	1929	435

OFF = Oberkante fertiger Fußboden  
 Top edge of finished floor



Ansicht von hinten  
 View from the back

▼ OFF